

Tamar Estuaries

MARINE BIOSECURITY PLAN

SPECIES GUIDE

2017 - 2020



Christine A. Wood, Anna L.E. Yunnice, Tom Vance, Sarah Brown

March 2017



Non-native species

Due to its long history as a naval and commercial port and its proximity to the coast of mainland Europe, the Tamar Estuaries area is somewhat of a hot-spot for non-native species (NNS). Table 1 lists 16 NNS which have a significant presence in the area, more information about these species, including their likely impacts¹, is provided in the next section. A further 30 NNS, known to occur in the area, are listed in Appendix 1. There are also some small planktonic species which are not listed. A number of other species already present in the UK or N Europe which are highly likely to spread to the area imminently are described in a later section. More information can be found on the GB NNSS information portal.²

Table 1: Top 16 Non-native Species Present in the Tamar Estuary

	Species	Common name	On MSFD list	Occurrence	
				Artificial habitats	Natural habitats
SEA SQUIRTS	<i>Styela clava</i>	Leathery sea squirt	✓	✓✓	✓
	<i>Asterocarpa humilis</i>	Compass sea squirt	✓	✓ new 2011	✓ new 2014
	<i>Corella eumyota</i>	Orange-tipped sea squirt		✓✓	✓✓
	<i>Botrylloides violaceus</i>	Orange cloak sea squirt		✓✓✓	✓
	<i>Aplidium cf. glabrum</i>			✓✓	✓
BRYOZOANS	<i>Tricellaria inopinata</i>	Tufty-buff bryozoan		✓✓✓	✓✓
	<i>Bugula neritina</i>	Ruby bryozoan		✓✓✓	
	<i>Watersipora subatra</i>	Red ripple bryozoan	✓	✓✓✓	✓ new 2015
	<i>Schizoporella japonica</i>	Orange ripple bryozoan	✓	✓ new 2012	elsewhere in UK
MOLLUSCS	<i>Crassostrea gigas</i>	Pacific oyster	✓	✓✓	✓✓✓
	<i>Crepidula fornicata</i>	Slipper limpet	✓	✓	✓✓✓
BARNACLES	<i>Austrominius modestus</i>	Darwin's barnacle		✓✓✓	✓✓✓
ALGAE	<i>Undaria pinnatifida</i>	Wakame	✓	✓✓✓	✓✓
	<i>Sargassum muticum</i>	Wireweed	✓	✓	✓✓✓
	<i>Grateloupia turuturu</i>	Devil's tongue weed	✓	✓✓✓ new 2012	✓✓ new 2012
	<i>Caulacanthus okamurae</i>	Pom-pom weed		✓ new 2014	✓✓✓ new 2014

Note: Occurrences: ✓ = Rare/Occasional ✓✓ = Frequent/Common ✓✓✓ = Abundant/Superabundant

Species descriptions

The environmental and socio-economic risk scores given for each species below are based on information in the GB NNSS risk assessments³ for species where completed, risk assessments carried out by Cefas under the Marine Strategy Framework Directive (MSFD), and on the experience of the impacts of these species in other parts of the UK and in the Tamar Estuaries area to date.

¹ MACLEOD, A., COOK, E.J., HUGHES, D. & ALLEN, C. 2016. *Investigating the Impacts of Marine Invasive Non-Native Species*. A report by Scottish Association for Marine Science Research Services Ltd for Natural England & Natural Resources Wales, pp. 59. Natural England Commissioned Reports, Number223.

² GB NNSS Information Portal www.nonnativespecies.org/factsheet/index.cfm

³GB NNSS Risk Assessments - www.nonnativespecies.org/index.cfm?sectionid=51

Pacific oyster (*Crassostrea gigas*)

Environmental risk **HIGH** Economic risk **HIGH**

Native to Japan and SE Asia, Pacific oysters were deliberately introduced to the UK in the 1960s for commercial purposes with the first record from the wild being in 1965. Farmed populations occur throughout the UK and Europe. It was initially presumed that temperatures in British waters would not be suitable for them to successfully reproduce, but escapees have established feral populations in SE and SW England and Wales. There are extensive beds of naturally recruited Pacific oysters in some southern estuaries of England including the Tamar, where it is considered a risk to the ecological status of the Natura 2000 site⁴. *C. gigas* is an ecosystem engineering species, altering habitats and ecosystems through reef formation; this can displace native oysters and have a negative impact on native biodiversity. Economically, although wild populations may be exploited by local fishermen, they can foul artificial structures and make shores unattractive to leisure users because of the sharpness of the shells underfoot.⁵ Natural England has developed guidance for voluntary groups on the manual removal of Pacific oysters.



Fig. 1: *Crassostrea gigas*, Pacific Oyster
Image © J. Bishop

Slipper limpet (*Crepidula fornicata*)

Environmental risk **HIGH** Economic risk **HIGH**



Fig. 2: *Crepidula fornicata*, Slipper Limpet.
Plymouth. Image © MBA

The slipper limpet arrived in S England in the late 19th Century and is now well established on the southern coasts of England and Wales and spreading northward. It can smother seabed species, alter seabed habitat structure dramatically and compete for food and space with other filter-feeding species including mussels and oysters. It is also likely to consume the planktonic larvae of some species. *C. fornicata* has been known to foul a variety of hard-shelled commercially important and farmed species such as oysters, and man-made structures and equipment. It is possible to mechanically remove slipper limpets from the seabed; however, tests have shown this to be costly and extremely destructive. In the Tamar Estuaries area it is having a negative impact on the condition of the Plymouth Sound and Estuaries SAC subtidal mixed sediments and mud.⁶

⁴ SIP174 Site Improvement Plan – Plymouth Sound and Tamar Estuary available at:

<http://publications.naturalengland.org.uk/publication/6283453993582592>

⁵ Herbert, R. J., Humphreys, J., Davies, C. J., Roberts, C., Fletcher, S., & Crowe, T. P. (2016). Ecological impacts of non-native Pacific oysters (*Crassostrea gigas*) and management measures for protected areas in Europe. *Biodiversity and Conservation*, 25(14), 2835-2865.

⁶ Natural England Condition Assessment – Plymouth Sound and Estuaries Special Area of Conservation (2016)

Orange-tipped sea squirt (*Corella eumyota*)

Environmental risk **MEDIUM** Economic risk **MEDIUM**

The orange-tipped sea squirt is native to the S hemisphere and was probably introduced here via aquaculture. It spread rapidly around the UK after its discovery on the S coast in 2004. It is a solitary sea squirt, 2-4 cm long, which often attaches to hard substrates such as cobbles, boulders, ship hulls and shells of mussels and oysters. It may threaten oyster and mussel farms through fouled gear and by smothering and outcompeting cultures. Individuals are self-fertile so it can quickly establish and may form dense clumps. Until recently it was abundant in marinas and on natural shores in the Tamar Estuaries area.⁷ However it has become rarer in the area over the last few years.



Fig. 3: *Corella eumyota*, Orange Tipped Sea Squirt. Image © J. Bishop

Orange cloak sea squirt (*Botrylloides violaceus*)

Environmental risk **MEDIUM** Economic risk **MEDIUM**



Fig. 4: *Botrylloides violaceus*, Orange Cloak Sea Squirt. Image © J. Bishop

Native to Japan, this sea squirt forms firm gelatinous sheets or cushions up to 15 cm across and each colony has a single colour: bright orange, violet, brick red, pink or yellow. It is well established in harbours and marinas throughout the UK. It is present at high densities in some Plymouth marinas and is now regularly being found in local natural habitats. Colonies can overgrow other fauna and occupy substantial space. There is some evidence of displacement of native species. Back-to-back growth can produce fist-sized three-dimensional masses likely to render submerged gear cumbersome. Colonies can also block inlet pipes on boats. Where well established, mechanical clearance (and disposal) or blanket biocide treatment would be required to ensure eradication.

Wakame (*Undaria pinnatifida*)

Environmental risk **MEDIUM** Economic risk **MEDIUM**

Wakame is a brown kelp native to the NW Pacific. It is very fast growing with fronds reaching 1-3m, the blade has a distinct midrib and, when reproductive the stipe has a characteristic frill. *U. pinnatifida* is tolerant of a wide range of temperatures and salinities and grows well in estuarine conditions. It is particularly prevalent along the S coast of England. It is abundant in most Plymouth marinas and has been identified as a risk to the ecological status of the Natura 2000 site being well established along intertidal and subtidal rocky substrata throughout Plymouth Sound.⁸ It competes for space with native kelp species and may be a nuisance fouling jetties, vessels, moorings and buoys; it has the potential to impact on aquaculture through fouling. Heavy infestations may also clog machinery and restrict water circulation. More information can be found on the Wakame Watch website⁹.



Fig. 5: *Undaria pinnatifida*, Wakame. Image © J. Bishop

⁷ Collin, S. B., Oakley, J. A., Sewell, J. & Bishop, J. D. D. 2010 Widespread occurrence of the non-indigenous ascidian *Corella eumyota* Traustedt, 1882 on the shores of Plymouth Sound and Estuaries Special Area of Conservation, UK. *Aquatic Invasions* 5, 175-179.

⁸ Heiser, S., Hall-Spencer, J.M. & Hiscock, K. (2014). Assessing the extent of establishment of *Undaria pinnatifida* in Plymouth Sound Special Area of Conservation, UK. *Marine Biodiversity Records*, 7:e93.

⁹ <http://wakamewatch.org.uk/>

Wireweed (*Sargassum muticum*)

Environmental risk **MEDIUM** Economic risk **MEDIUM**



Fig. 6: *Sargassum muticum*, Wire Weed. Image © J. Bishop

Wireweed is a distinctive large olive-brown seaweed originating from Japan, it is believed that it was introduced to the UK with imports of Pacific oysters. It is often over 1m long and its lateral branches hang like washing from a line when held out of the water. It is distributed widely around the UK. Wireweed competes with native seaweeds and sea grasses through rapid-growth, shading and abrasion. It can be a nuisance in harbours and shallow waters where it is a hazard to boating due to entanglement of propellers, however in the Tamar estuaries area it is rarely found in marinas. It can dominate in rock pools e.g. at Wembury, altering the habitat and it is considered a risk to the ecological status of the Natura 2000 site. There is some concern over potential fouling of aquaculture installations. Whilst physical removal may be possible, care must be taken to prevent further spread of the species and re-colonisation from surrounding populations following clearance is likely.

Devil's tongue weed (*Grateloupia turuturu*)

Environmental risk **MEDIUM** Economic risk **LOW**

Devil's tongue weed is a large red alga from the NW Pacific, with broad slippery blades and a very small holdfast. Although it has been present in the UK since 1969, in recent years it seems to be spreading more aggressively. It is common in Plymouth marinas and is regularly found locally on the natural shore. It is believed to have been introduced through shellfish imports. It grows on artificial and natural hard substrata, including rock pools, shells and stones. It is tolerant of variable temperature and salinity regimes. *G. turuturu*'s large size and high reproductive output means it can out-compete many native macroalgae in the low intertidal and shallow subtidal zones; it can also alter trophic patterns and cause habitat loss through shading.



Fig. 7: *Grateloupia turuturu*. Devil's Tongue Weed. Image © C. Wood

Tufty-buff bryozoan (*Tricellaria inopinata*)

Environmental risk **MEDIUM** Economic risk **LOW**




Fig. 8: *Tricellaria inopinata*, Tufty-buff bryozoan. Image © J. Bishop & A. Yunnice

T. inopinata is an opportunistic erect bryozoan, capable of enduring a wide range of temperatures and salinities, as well as high organic content. It settles on a wide range of anthropogenic and natural surfaces. It was observed in Poole Harbour in 1998 and by 2009 was present in Scotland. It is a fast growing fouling organism, settling on buoys, vessels and ropes. During surveys of yachts in a Plymouth marina it was found on 85% of hulls, often as an inconspicuous fringe along the keel, prop and propeller. It is now regularly being found in natural habitats in the Tamar Estuaries area. The invasion of this species in the Venice Lagoon in the 1980s appears to have caused a drastic reduction in native bryozoan species.

Red ripple bryozoan (*Watersipora subatra*)

Environmental risk **MEDIUM** Economic risk **LOW**

Red ripple bryozoan is a S hemisphere species which successfully invaded ports throughout the world. It was first recorded in Plymouth in 2008, initially spreading rapidly along the S coast, but it seems to have reached its N limit at the Thames estuary. *Watersipora subatra* forms bright red-orange-black rigid, encrusting colonies that grow on rocks, shells (particularly mussels), boat hulls, marinas, kelp holdfasts, and other bryozoans. It forms circular colonies that can grow quite large and begin to expand outward from the surface, creating lobes and frills. The most likely initial vectors of spread for *W. subatra* was the importation of shellfish for aquaculture and hull fouling. Hull fouling and boat movements are a potential vector of spread around the UK. Additionally,

W. subatra is copper tolerant and, therefore, is unaffected by many anti-fouling treatments. In the Tamar Estuaries area until 2016 this species was an inconspicuous presence in the fouling community in marinas, however in 2016 its abundance in marinas increased markedly and it has begun to be detected on natural shores.



Fig. 9: *Watersipora subatra*, Red Ripple Bryozoan. Image © J. Bishop

Orange ripple bryozoan (*Schizoporella japonica*)

Environmental risk **MEDIUM** Economic risk **LOW**

The Orange ripple bryozoan, originally from Japan, was first detected in the UK in Holyhead, north Wales, in 2010 and more recently in northern Scotland in 2011 and Plymouth in 2012 (although recently an earlier single occurrence of *S. japonica* in Plymouth from 2009 has been discovered). It is now widespread throughout some areas of Scotland including in natural habitats. It is a small, colonial animal that forms orange encrusting mats across rocks, algae, shells and artificial substrates. It forms circular colonies that can grow quite large forming extensive encrustations with lobes and frills. It can reproduce over a wide



Fig. 10: *Schizoporella japonica*, Orange Ripple Bryozoan. Image © C. Wood

temperature range, which means it can reproduce in the UK winter which most of its competitors can't do and therefore, competition for resources (e.g. space) is reduced. Likely impacts include fouling of marinas, boat hulls, aquaculture equipment, and mussel and oyster shells, which can lead to increased cleaning costs. Additionally, *S. japonica* can dominate the fouling community and directly compete with native species for space and food. It is known to inhibit the growth of adjacent species. In the Tamar Estuaries area until recently it was confined to two marinas, in one of which it covered a significant proportion of all pontoon surfaces. However, in Dec 2016 it was discovered in a third marina.

Pom-pom weed (*Caulacanthus okamurae*)

Environmental risk **MEDIUM** Economic risk **LOW**

Pom-pom weed is a small red seaweed forming dense springy tangled clumps. Native to Asia it was first recorded in the UK in 2004 on the S coast. It has distinctive short incurved thorn-like forked side branches. It is very common on the mid and low shore in the Tamar Estuaries area. Turf formation can alter habitat displacing macro-invertebrates, such as barnacles.

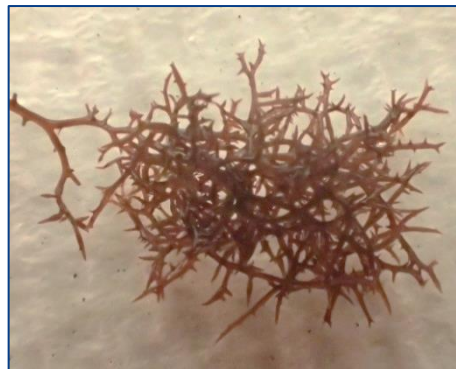


Fig. 11: *Caulacanthus okamurae*, Pom-pom Weed. Image © C. Wood

Leathery sea squirt (*Styela clava*)

Environmental risk **LOW** Economic risk **MEDIUM**



Fig. 12: *Styela clava*, Leathery Sea Squirt. Image © J. Bishop

The leathery sea squirt is a large solitary sea squirt widespread in the UK, indigenous to the NW Pacific and was first recorded in the UK in Plymouth in 1953, possibly introduced on the hulls of war ships returning from the Korean War. It attaches by a small flat holdfast at the base of a narrow stalk, its rough exterior is usually colonised by other fouling species such as other sea squirts and bryozoans, and thus it can increase the available space for settlement for native as well as non-native species. It attaches to solid surfaces in shallow water, especially in harbours and marinas but also on wrecks and natural rock bottoms. It can achieve high densities and did prove to be a severe nuisance to long-line mussel farming in Canada until replaced by other invasive species, however, this species has not been noted as a problem to aquaculture in the UK to date. In the Tamar Estuaries area it is common in marinas, but on the shore and sub-tidally, although regularly recorded, it is much rarer.

Compass sea squirt (*Asterocarpa humilis*)

Environmental risk **LOW** Economic risk **MEDIUM**

The compass sea squirt is a solitary ascidian native to the S Hemisphere. First recorded in the UK in 2009 in SW England it is spreading rapidly around the UK. It is orange-red with a tough outer tunic, can be up to 4cm across and has distinctive compass-like markings around the siphons. It is a potential fouler of aquaculture equipment, clumps could clog pipes, and is a potential competitor for food and space with cultured bivalves. In the Tamar Estuaries area it is now entering natural habitats.



Fig. 13: *Asterocarpa humilis*, Compass Sea Squirt. Image © J. Bishop

Aplidium cf. glabrum

Environmental risk **LOW**

Economic risk **LOW**



Fig. 14: *Aplidium cf. glabrum*. Image © J. Bishop

This colonial ascidian is similar in zooidal morphology to the native *Aplidium glabrum*, but is found in warmer waters than are typical of the native species. Its origin and identity are unknown but it is widespread in the UK and throughout Europe. It is a threat to biodiversity and aquaculture through smothering, colonies could block inlet pipes. It is now entering natural habitats in the Tamar Estuaries area.

Ruby bryozoan (*Bugula neritina*)

Environmental risk **LOW**

Economic risk **LOW**

The Ruby bryozoan is purple or golden-brown and forms erect, bushy growths up to 8cm long. It was first recorded in c.1911 but by the late 1990s was thought to be no longer present, a rapid recolonization has since occurred and it is now widespread in the UK. An abundant fouling organism, it colonises a variety of sub-tidal substrata including artificial structures and vessel hulls; it has not yet been recorded from natural habitats locally.



Fig. 15: *Bugula neritina*. Ruby Bryozoan Image © J. Bishop

Darwin's barnacle (*Austrominius modestus*)

Environmental risk **LOW**

Economic risk **LOW**



Fig. 16: *Austrominius modestus*. Darwins Barnacle. Image © J. Bishop

Note: future risks are considered to be low for this species only because it has already spread to virtually all suitable habitats throughout the UK.

Native to Australasia, Darwin's barnacle has probably been present in the UK since 1946. It attaches to a variety of surfaces including rocks, stones, hard-shelled animals and artificial structures including ships, and tolerates a wider range of salinity and turbidity than native species. This is a fast growing species that is quick to reach maturity, which, combined with its high reproductive output in water temperatures above 6°C, gives it a competitive advantage over native species. This barnacle can

dominate hard surfaces and displace native species; it has largely displaced native barnacles in estuaries in southwest England, although impacts are less significant on exposed rocky shores. In favourable conditions it can be a nuisance as a fouling organism. Spread of this species may be limited by the appropriate treatment of ships' ballast water and removal of hull fouling communities, but is unlikely to be prevented due to the species' ability to disperse naturally during the pelagic larval phase.

Horizon scanning – high risk species to look out for

Due to the high levels of maritime traffic including international and cross-channel traffic the Tamar Estuaries area is extremely vulnerable to the arrival of a number of other NNS. Those species that present a particularly high risk of arrival and impact are *Didemnum vexillum*, Carpet sea squirt; *Eriocheir sinensis*, Chinese Mitten Crab; *Hemigrapsus spp.*, Asian shore crabs; and *Homarus americanus*, the American lobster. More information on these species is detailed below. A further 18 potential invaders from other areas of the UK or other parts of the world are listed at Appendix 2.

Chinese mitten crab (*Eriocheir sinensis*)

Risk of introduction to area **HIGH**

Environmental risk **HIGH**

Economic risk **HIGH**

First introduced to the Thames Estuary in 1935, the Chinese mitten crab is now established in several sites throughout England and Wales. Juveniles occur in lower estuaries and marine habitats. As they develop, young crabs migrate upstream, into freshwater and brackish systems. Adults usually live in burrows in muddy riverbanks, although aquatic vegetation and marshes may provide an alternative habitat. Adults migrate into deep, open, saltwater locations to reproduce. This species can impact marine and freshwater ecosystems and is a voracious predator that will consume a range of invertebrate species and the eggs of fish leading to competition with native species and impacting invertebrate and fish populations. It burrows into river banks, increasing erosion and river turbidity, and causing bank collapse. Burrowing also leads to the siltation of gravel beds, including those used for fish spawning. Now that the Chinese mitten crab has arrived in the UK, it can be expected to spread through natural dispersal; however, intervention may be possible to prevent new populations becoming established in un-infested rivers such as the Tamar. No methods of mechanical management are known. More information can be found on the Mitten Crab website¹⁰.



Fig. 17: *Eriocheir sinensis*. Chinese Mitten Crab. Image © Huw Jones²³

Carpet sea squirt (*Didemnum vexillum*)

Risk of re-introduction to area **HIGH**

Environmental risk **HIGH**

Economic risk **HIGH**



Fig. 18: *Didemnum vexillum*. Carpet Sea Squirt Image © J. Bishop

Carpet sea squirt was first recorded in 2008 in Holyhead and has now been recorded at a number of locations in the UK. In the Tamar Estuaries area small colonies have been found on two occasions in a Plymouth marina, these were removed and it is currently believed to be absent from the area, although is present nearby in the river Dart. It forms pale orange, cream or off-white colonies of extensive thin (2-5 mm) sheets and can form long pendulous outgrowths. Colonies can rapidly overgrow other fauna and occupy a substantial proportion of available space. On offshore banks in the USA it has shown very extensive coverage of the seabed, potentially smothering species living in gravel and affecting aquaculture of species such as mussels and oysters. The first indication that this is also happening in the UK can be seen in a Seasearch video

from Herne Bay off the Kent coast¹¹. There have been decreases in brittle stars and sea urchins noted in The Netherlands. Eradication has been tried by wrapping affected surfaces in polythene sheets secured with cable ties. This has been effective, although extremely costly, in New Zealand and to some extent in N

¹⁰ <http://mittencrabs.org.uk>

¹¹ Video of *D. vexillum* off Herne Bay <https://www.youtube.com/watch?v=eHrwWFaUF4Y>

Wales, causing the encased sea squirt to suffocate and decay within days; this can be enhanced by adding a biocide such as bleach within the plastic wrapping. Repopulation from an unknown source has occurred in N Wales.

Asian shore crabs (*Hemigrapsus sanguineus* and *H. takanoi*)

Risk of introduction to area **HIGH**

Environmental risk **HIGH**

Economic risk **MEDIUM**



Fig. 19: *Hemigrapsus takanoi*. Asian Shore Crab. Image © J. Bishop

Native to the NW Pacific, both species of Asian shore crab were first identified in the UK in 2014 (although it is now known that *H. takanoi* was already present in 2013). They are small squarish shaped crabs with three 'teeth' on either side of well-spaced eyes. *H. sanguineus* has clearly banded legs and purple-red spots on its claws, whereas the upperside of *H. takanoi* has small brown spots. They occur on muddy and rocky shores and in sheltered estuaries and port areas, they have also been found in oyster reefs. There have only been a few sightings of these species in the UK but they are extremely common along the NW coast of Europe and there is a high risk of further arrivals and spread through ballast water, hull fouling

and larval dispersal (larvae can survive up to 55 days in water column). They can out-compete the native shore crab *Carcinus maenas* and could have a negative impact on prey species such as juvenile mussels and oysters so potentially affecting spat supply in shellfish farms.

American lobster (*Homarus americanus*)

Risk of introduction to area **MEDIUM**

Environmental risk **HIGH**

Economic risk **MEDIUM**

American lobsters are native to the E coast of N America and Canada, but have been imported live into Europe for several decades resulting in their escape into the wild. The American lobster was first recorded in the UK in 1988. The most recent records from nearby are from Brixham and Salcombe in 2010. American lobsters could have a significant impact on the native European lobster (*Homarus gammarus*) fisheries as they are more aggressive, grow to a larger size, are more fecund, are more adaptive, being found in a broader range of habitat, and are highly mobile. In addition American lobsters have also been found to breed with European lobsters in the wild resulting in hybridisation. Thus American lobsters could out-compete European lobsters, and other economically and environmentally important species, such as the brown crab, *Cancer pagurus*, if they were to become established. Threats from American lobsters also include diseases, for example *Gaffkaemia*, a bacterial disease that is lethal to *Homarus* spp.. For guidance on distinguishing between *H. americanus* and *H. gammarus* see GBNSIP Factsheet¹², the main feature being the presence of spines on the ventral surface of the rostrum.




Fig. 20: *Homarus americanus*. American Lobster. Image NOAA FishWatch

¹² *H. americanus* factsheet www.nonnativespecies.org/downloadDocument.cfm?id=1177

Appendix 1- Further NNS known from the area

	Species	Common name	On MSFD list	Occurrence	
				Artificial habitats	Natural habitats
SEA SQUIRTS	<i>Ciona robusta</i>			✓✓	
	<i>Botrylloides diegensis</i>	San Diego sea squirt		✓ new 2014	
	<i>Didemnum vexillum</i>	Carpet sea squirt	✓	✓ last 2010	elsewhere in UK
	<i>Perophora japonica</i>	Creeping sea squirt		✓✓	elsewhere in UK
BRYOZOANS	<i>Bugulina simplex</i>	(an erect bryozoan)		✓✓	
	<i>Bugulina stolonifera</i>	(an erect bryozoan)		✓✓	
	<i>Bugulina fulva</i>	(an erect bryozoan)		✓✓	
MOLLUSCS	<i>Calyptrea chinensis</i>	Chinamans's hat			✓
	<i>Urosalpinx cinerea</i>	American oyster drill			✓ last 1998
BARNACLES	<i>Amphibalanus amphitrite</i>	Striped barnacle	✓	✓ last 2011	
	<i>Amphibalanus improvisus</i>	Bay barnacle		✓	
	<i>Hesperibalanus fallax</i>	(an acorn barnacle)	✓	✓ last 2011	✓
ANEMONES	<i>Diadumene lineata</i>	Orange-striped anemone		✓	
WORMS	<i>Ficopomatus enigmaticus</i>	Trumpet tube worm	✓	✓	✓
	<i>Goniadella gracilis</i>	(a polychaete worm)			✓
	<i>Sternaspis scutata</i>	(a bristleworm)			✓
CRUSTACEA	<i>Caprella mutica</i>	Japanese skeleton shrimp	✓	✓	
	<i>Monocorophium sextonae</i>	(an amphipod)			✓✓
	<i>Acartia tonsa</i>	(a copepod)	✓		✓ last 1996
	<i>Penaeus japonicus</i>	Kuruma prawn			✓ last 2004
ALGAE	<i>Codium fragile fragile</i>	Green sea fingers			✓
	<i>Asparagopsis armata</i>	Harpoon weed			✓✓
	<i>Colpomenia peregrina</i>	Oyster thief		✓	✓✓
	<i>Bonnemaisonia hamifera</i>	Hook weed	✓		✓✓
	<i>Neosiphonia harveyi</i>	Harvey's siphon weed			✓
	<i>Dasysiphonia japonica</i>	Siphoned Japan weed		✓ last 2009	
	<i>Gracilaria multipartita</i>	(a red seaweed)			✓
	<i>Antithamnionella spirographidis</i>	(a red seaweed)			✓ last 1986
PLANTS	<i>Cryptonemia hibernica</i>	(a red seaweed)			✓ last 2003
	<i>Spartina townsendii</i> var. <i>anglica</i>	Common cord-grass			✓✓

Note: Occurrences: ✓ = Rare/Occasional

✓✓ = Frequent/Common

✓✓✓ = Abundant/Superabundant

Appendix 2 – Further Horizon Scan species

Listed below are examples of species that could spread to the Tamar Estuaries area from other parts of the UK, Europe or other regions of the world. It is not a definitive list; there are many other potential invaders. This list was derived mainly from a GB¹³ horizon scanning exercise carried out in 2013 and an EU one completed in 2015¹⁴.

Species	Common name	In UK	In Europe
<i>Fenestrulina delicia</i>	An encrusting bryozoan	Y	Y
<i>Callinectes sapidus</i>	American blue crab	Y	Y
<i>Gracilaria vermiculophylla</i>	A red seaweed	Y	Y
<i>Marenzellaria wireni</i>	A polychaete worm	Y	Y
<i>Mnemiopsis leidyi</i>	American comb jelly	Y	Y
<i>Rapana venosa</i>	Veined rapa whelk	Y	Y
<i>Ensis directus</i>	American jackknife clam	Y	Y
<i>Megabalanus tintinnabulum</i>	Giant purple barnacle	Y	Y
<i>Pterois miles</i>	Lion fish	N	Y
<i>Celtodoryx ciocalyptoides</i>	Cauliflower sponge	N	Y
<i>Ocenebra inornata</i>	Asian oyster drill	N	Y
<i>Asteria amurensis</i>	North Pacific seastar	N	N
<i>Aglaothamnion halliae</i>	a red alga	N	Y
<i>Caulerpa taxifolia</i>	Killer algae	N	Y
<i>Megabalanus coccopoma</i>	Titan acorn barnacle	N	Y
<i>Mytilopsis sallei</i>	Blue striped mussel	N	N
<i>Perna viridis</i>	Asian green mussel	N	N
<i>Macrorhynchia philippina</i>	White stinger	N	Y

¹³Roy, H. E. et al. (2014). Horizon scanning for invasive alien species with the potential to threaten biodiversity in Great Britain. *Global Change Biology*, 20(12), 3859-3871

¹⁴ Roy, H.E et al. 2015. Invasive Alien Species - Prioritising Prevention efforts through horizon scanning ENV.B.2/ETU/2014/0016. European Commission. doi: 10.2779/096586